



TOWN OF BLACKFALDS
CENSUS REPORT
2024

TOWN OF BLACKFALDS CENSUS REPORT 2024

Another Year of Growth!

A message from the CAO

Due to the rapid growth of Blackfalds in the early 2010s, we conducted an annual census. However, due to budgetary concerns and responsibilities, we took a break between 2021 and 2023.

The reason for reinstating the census in 2024 is that the Town of Blackfalds continues to experience population growth. Our ongoing pursuit of additional infrastructure, including schools, healthcare, and seniors' housing, needs to be supported by accurate population data.

For example, with the opening of the new high school and Catholic school, we will be able to assess how these additions impact our population, reaffirming our need for further infrastructure and opportunities for our residents.

The data collected from the municipal census is invaluable for our growing community. The results are used to secure population-based funding, which translates into more resources to allocate to the programs and services that the Town provides to residents and businesses.

This year's municipal census was conducted between May 6 and July 26, both online (41.3% of respondents) and



door-to-door (58.7% of respondents), resulting in a 100% census completion rate.

Thanks to all Blackfalds residents who completed the census. I look forward to being a part of the continued growth of the community through the year and into 2025.

Yours truly,

Kim Isaak, CAO

A handwritten signature in black ink that reads "Kim Isaak". The signature is written in a cursive, flowing style.

TABLE OF CONTENTS

2024 at a Glance	4
Growing Together	5
Home is Where the Heart is	6
Work Harding, Study Hard	7
The Job Scene: Starring Us	8
Bringing Home the Dough	9
Back to the Books	10
What's Up, Doc?	11
APPENDIX 1 Population Growth	12
APPENDIX 2 Population Growth by Age.....	13
APPENDIX 3 Dwelling Status & Types.....	14
APPENDIX 4.1 Employment Status	15
APPENDIX 4.2 Resident Levels of Education	16
APPENDIX 5 Occupations	17
APPENDIX 6 Household Taxable Income	18
APPENDIX 7 Education & Location	19
APPENDIX 8 Family Doctors	20

TOWN OF BLACKFALDS CENSUS REPORT 2024

2024 at a Glance

Blackfalds has continued to display an on par population growth when compared to the Province.

This year the Town's population increased by 400, bringing the current number of residents to 11,415 from the 2021 population of 11,015.

While Blackfalds held the "fastest growing municipality in Alberta" for several years, since 2018 we have seen a slow in comparison. This year does represent a slowdown in growth, comparing Blackfalds' 1.2% population

increase with the Alberta population growth which is up 4.4% from 2023.

In Q2 2024, Alberta's population reached 4.8M, up 4.4% from Q2 2023.*

For more detailed information, check Appendix 1.

*Source: <http://economicdashboard.alberta.ca/Population>



Growing Together

Blackfalds continues to have a strong, and growing, base of young families.

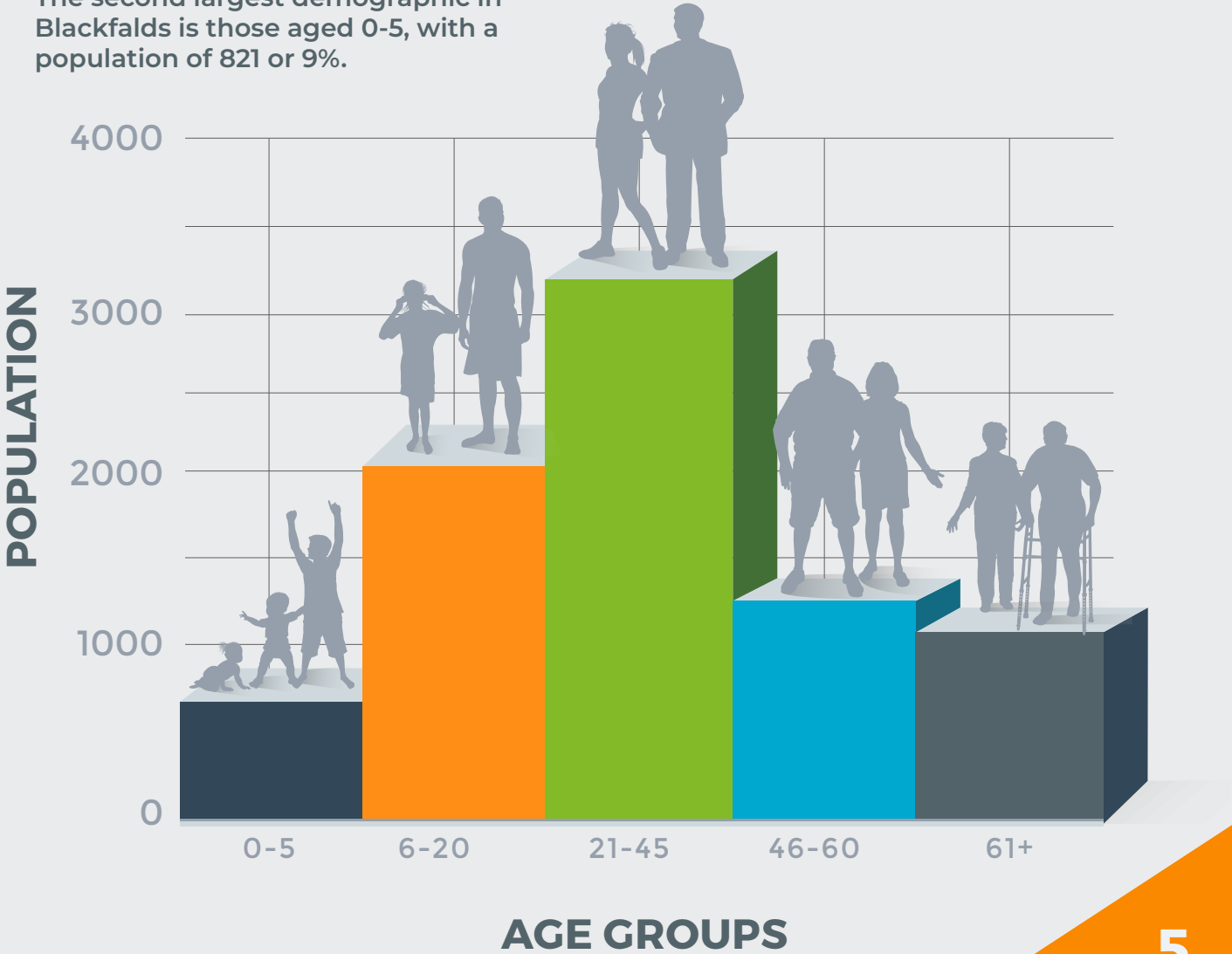
The largest age group being those aged 36-40 at 9.8%.

36% of those living in Blackfalds are 41 years of age or older, with 64% being under the age of 41.

The second largest demographic in Blackfalds is those aged 0-5, with a population of 821 or 9%.

Inversely, the smallest demographic is those aged 66-70, representing 312 individuals or 3.5%.

For more detailed information, check Appendix 2.



TOWN OF BLACKFALDS CENSUS REPORT 2024

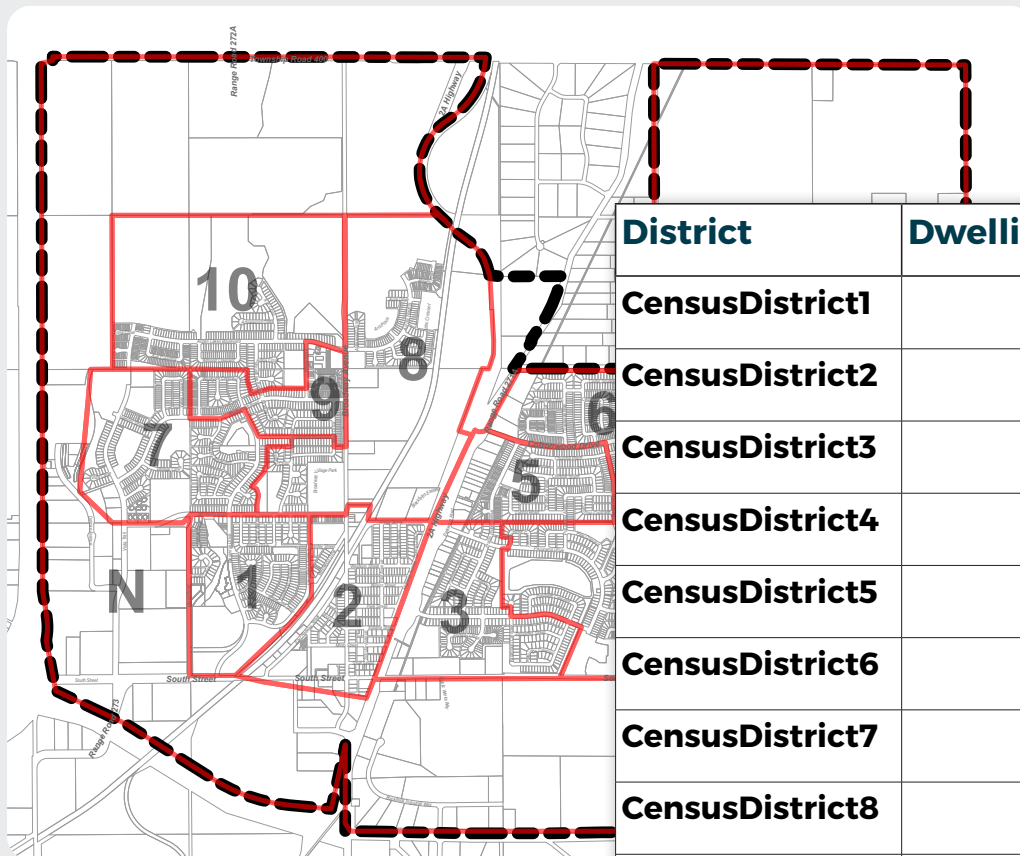
Home is Where the Heart is



The number of dwellings in Blackfalds is 4,341.

Current residential development includes single detached and multifamily homes.

For more detailed information, check Appendix 3.



District	Dwellings	Population
CensusDistrict1	411	1081
CensusDistrict2	301	696
CensusDistrict3	382	1024
CensusDistrict4	639	1750
CensusDistrict5	356	1043
CensusDistrict6	410	1154
CensusDistrict7	538	1445
CensusDistrict8	476	1055
CensusDistrict9	383	1047
CensusDistrict10	427	1079
CensusDistrict11	18	41
Total	4,341	11,415

Note: 4,341 dwellings includes 321 of which are bare land, uninhabited or under construction.

Work Hard, Study Hard

Census data indicates that 58% of respondents are employed on a full time permanent basis*. 12% reported being retired, 5% identified as self-employed, 9% indicated attending school full time, and 4% declared being stay at home caregivers.

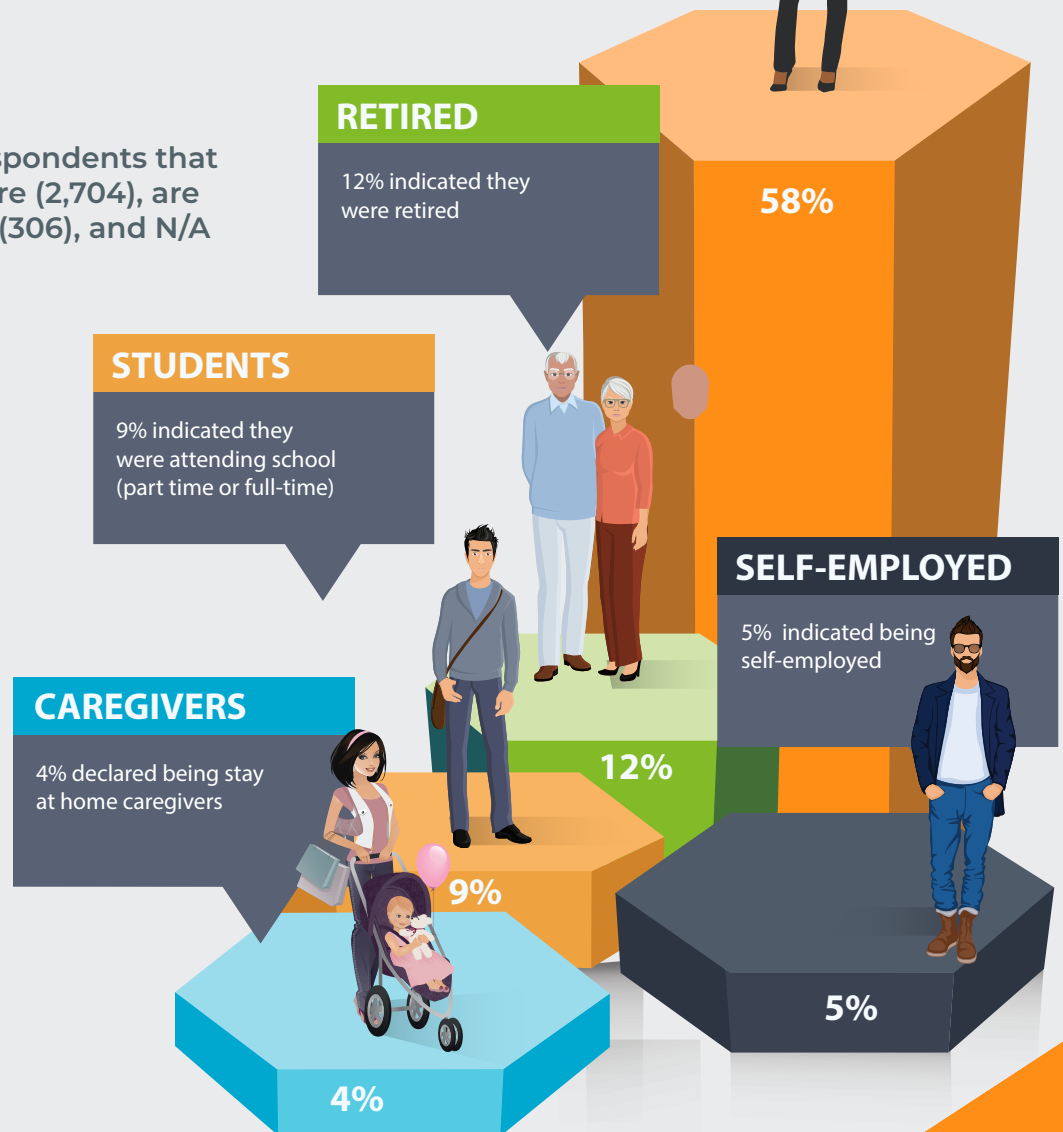
30% of Blackfalds residents reported having completed post-secondary education* - including registered trade certificates, college diplomas and university degrees.

For more detailed information, check Appendix 4.

FULL-TIME
58% of the working population of respondents (3,659) are employed on a full time permanent basis

Note:

*Excluding respondents that did not declare (2,704), are unemployed (306), and N/A (2,073)



RETIRED
12% indicated they were retired

STUDENTS
9% indicated they were attending school (part time or full-time)

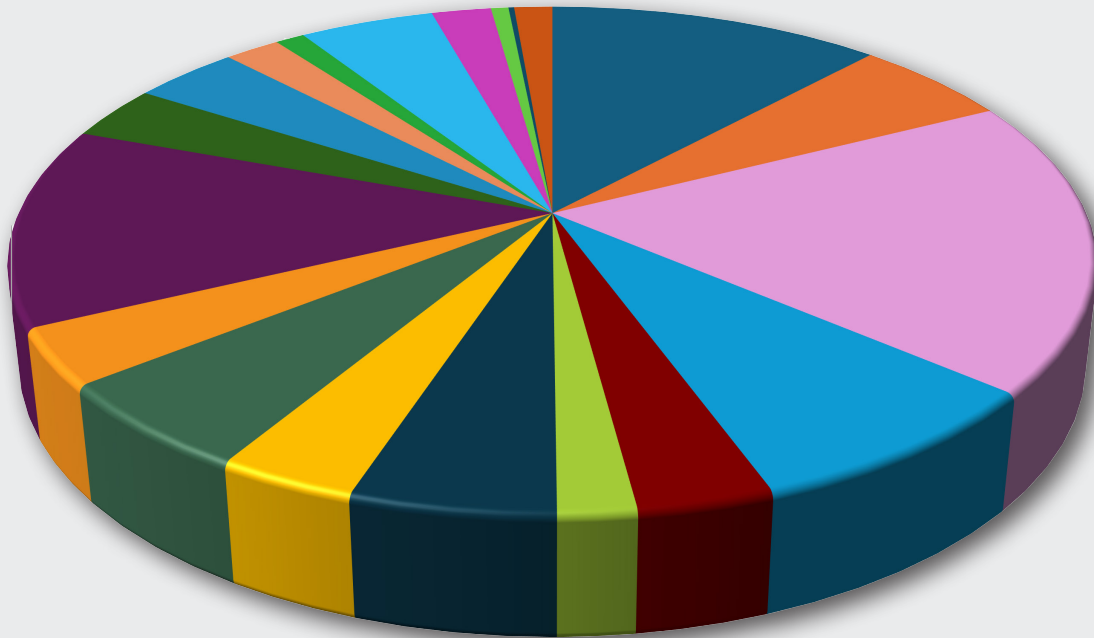
SELF-EMPLOYED
5% indicated being self-employed

CAREGIVERS
4% declared being stay at home caregivers

TOWN OF BLACKFALDS CENSUS REPORT 2024

The Job Scene: Starring Us

Out of 4,486 employed respondents, the majority reported working in natural resources (842), health care and social assistance (572), followed by construction (532), followed by a close split between occupations in education, law, government, business, finance and administration.



Note: 6,929 respondents did not provide any occupation information and were not included in these charts.

Delivering the Dough

Out of the 4,341 households, 2,210 declared their annual household income. The large majority (61.2%) were within the range of \$45,605.01 to \$144,489.00. This falls just above the provincial median household income of \$83,000.00*.

*2020 federal census - bit.ly/46B9d8S

For more detailed information, check Appendix 6.

ANNUAL HOUSEHOLD TAXABLE INCOME



Note: 2,219 respondents did not provide any financial information and were not included in these charts.

TOWN OF BLACKFALDS CENSUS REPORT 2024

Back to the Books

In a new question for 2024, we wanted to know where our residents go to school - this will also help when planning for future schools and locations if we know how many of our young people are leaving the community for education.

For more detailed information, check Appendix 7.



Home school

4.47%

Red Deer Regional Catholic School - Blackfalds

21.14%

Red Deer Regional Catholic School - Red Deer

6.92%

Wolf Creek Public School - Blackfalds

37.87%

Post - Secondary

14.37%

Wolf Creek Public School - Lacombe

10.57%

Other - francophone, self-directed, online, correspondence, etc.

2.59%

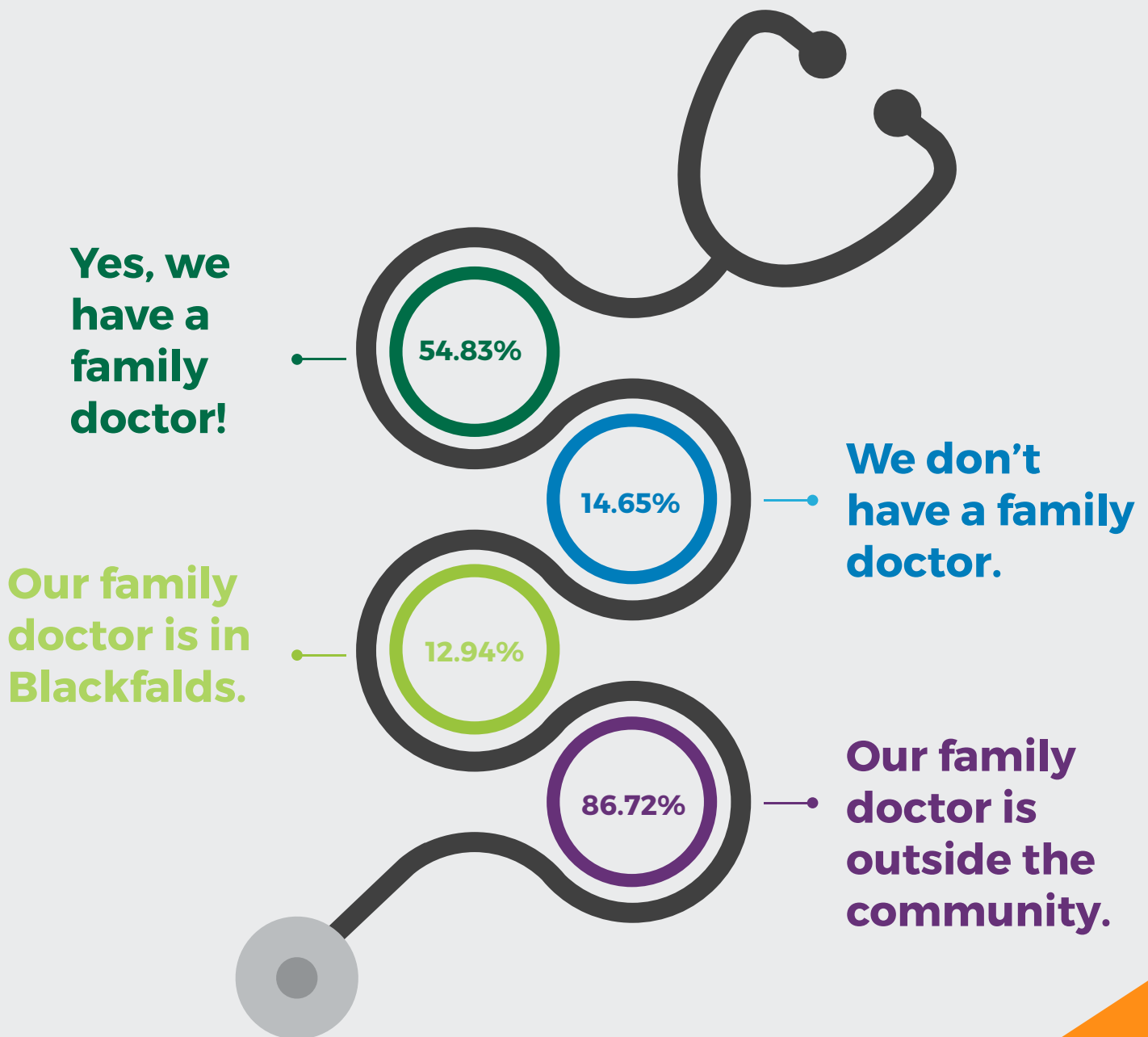
Private School

2.07%

What's Up, Doc?

In this year's census, we asked households if they have a family doctor, and whether or not that doctor practices in Blackfalds.

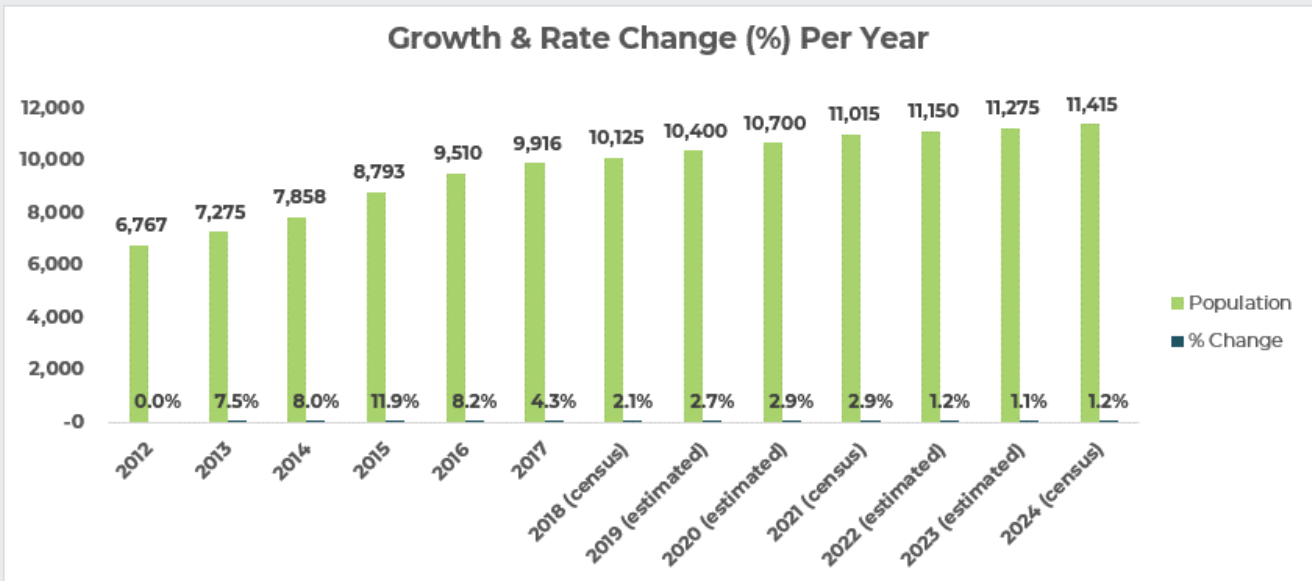
For more detailed information, check Appendix 8.



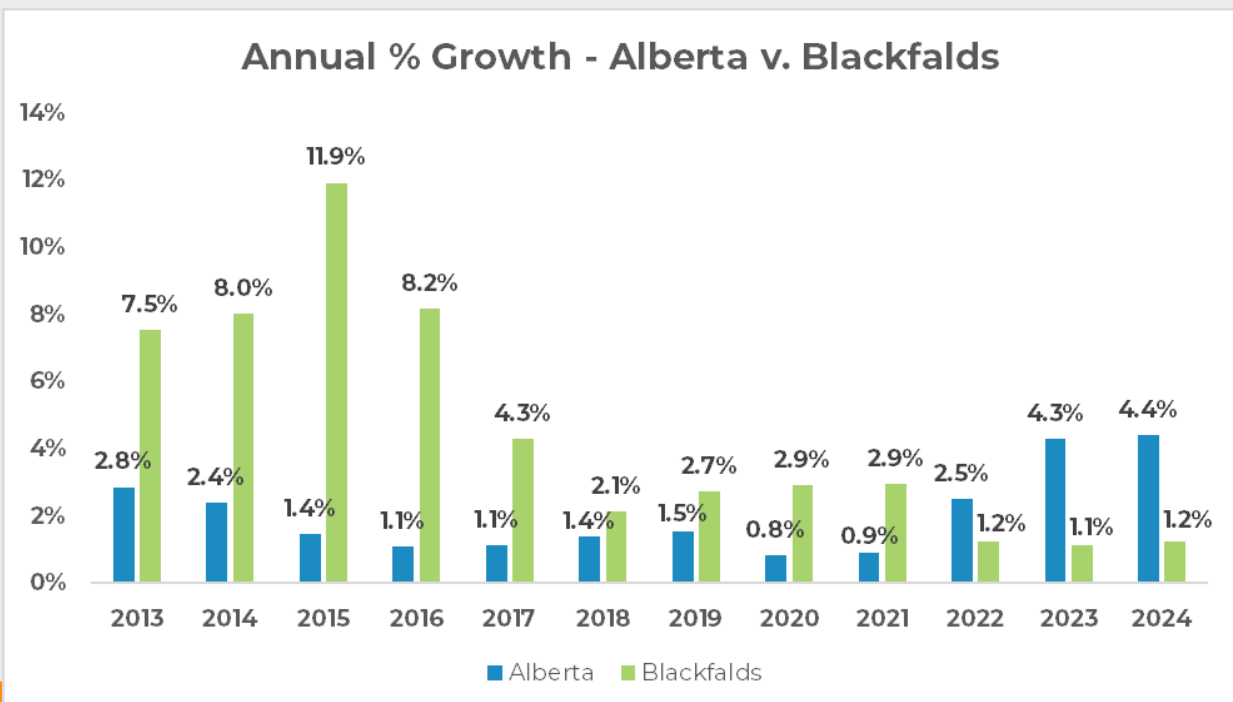
Note: 1,325 households did not respond to the question "Do you have a family doctor?", and 8 households did not answer where the doctor was practicing.

TOWN OF BLACKFALDS CENSUS REPORT 2024

APPENDIX 1 Population Growth



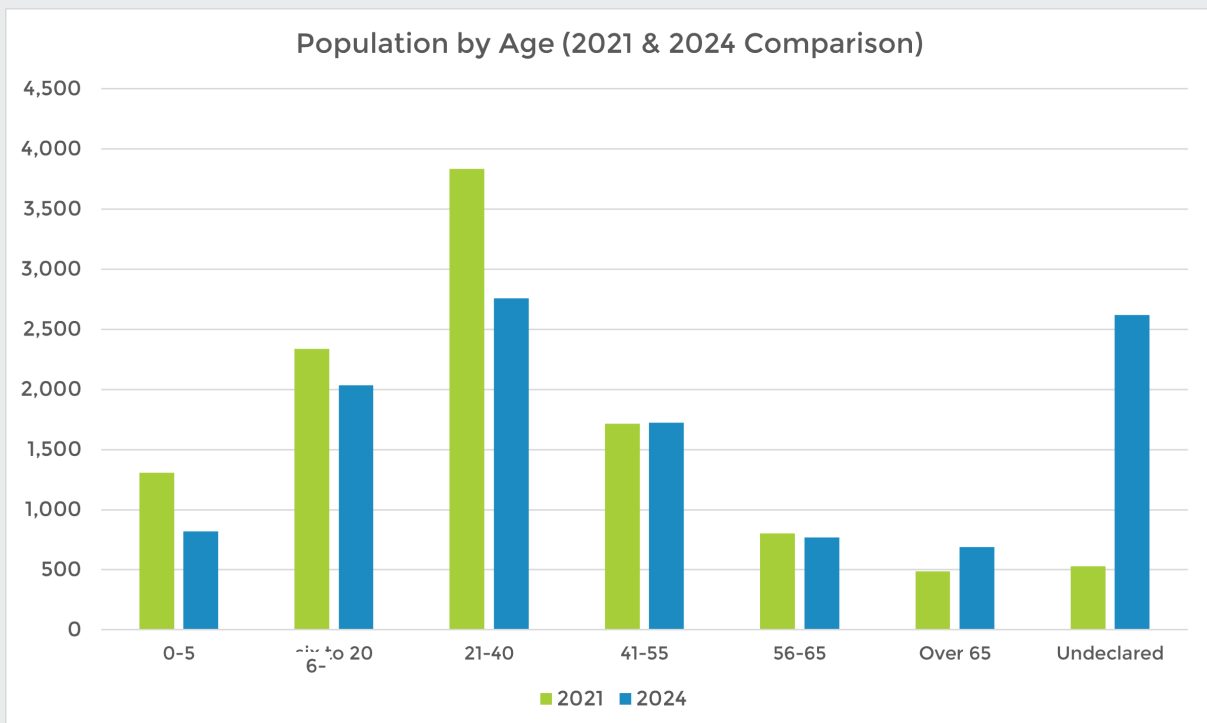
Note: Years 2019, 2020, 2022, and 2023 are **not** official municipal numbers and are based off provincial estimates.



APPENDIX 2 Population by Age

Range	2024
0-5	821
6-10	803
11-15	731
16-20	501
21-25	406
26-30	683
31-35	811
36-40	860
41-45	719

Range	2024
46-50	860
51-55	435
56-60	376
61-65	394
66-70	312
71 +	376
Undeclared	2,619
Total	11,415



TOWN OF BLACKFALDS CENSUS REPORT 2024

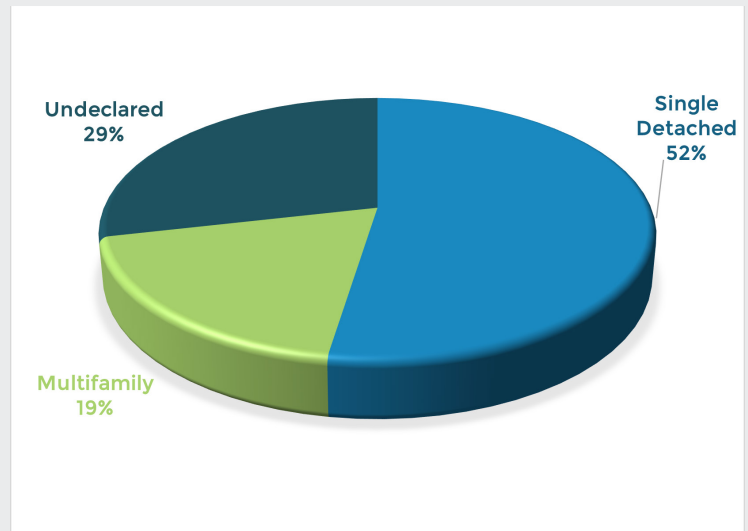
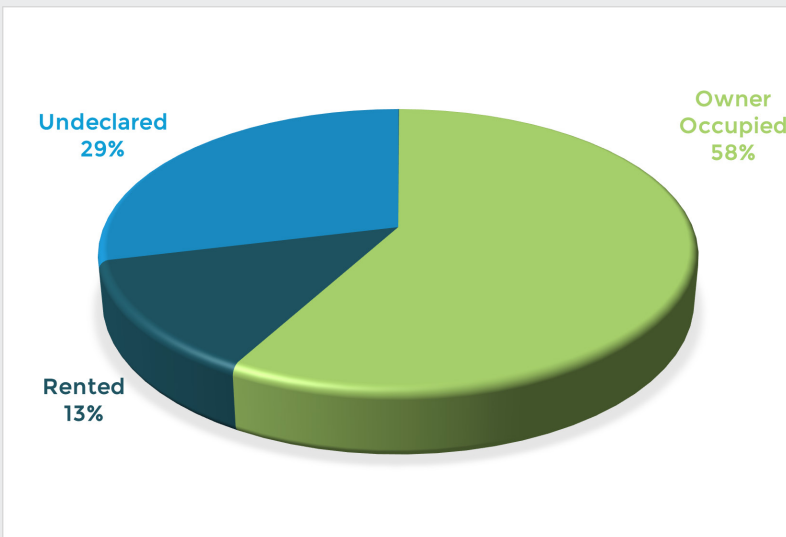
APPENDIX 3 Dwelling Status & Types

Dwelling Status	Total	Percentage
Non-Permanent	2	0.05%
Owner Occupied	2,518	58.01%
Rented	571	13.15%
Undeclared	1,250	28.80%
Total	4,341	100%

Note: 1250 undeclared

Dwelling Type	Total
Single Detached	2,278
Multifamily	823
Undeclared	1,240
Total	4,341

Note: 1240 undeclared



Note: 321 dwellings are bare land, uninhabited or under construction.

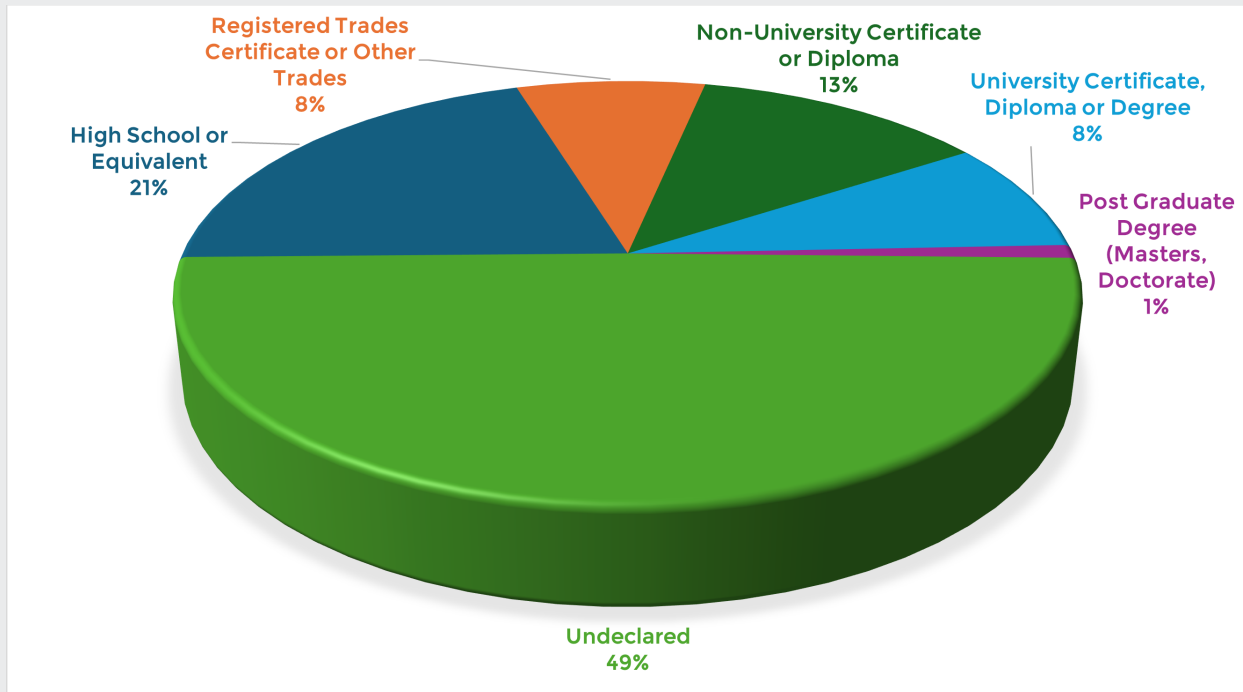
APPENDIX 4.1 Employment Status

Employment Status	Total
Unemployed	306
Full Time	3,659
Part Time	509
Self-Employed	330
Seasonal	48
Casual	62
Retired	775
In School (full-time student)	571
Stay at home - Caregiver	261
In School (part-time student)	30
Maternity-Paternity Leave	87
N/A	2,073
Undeclared	2,704
Total	11,415

Note: 2,704 undeclared

TOWN OF BLACKFALDS CENSUS REPORT 2024

APPENDIX 4.2 Resident Levels of Education



Highest Level of Education	Total	Percentage
High School or Equivalent	2,342	20.52%
Registered Trades Certificate or Other Trades	921	8.07%
Non-University Certificate or Diploma	1,431	12.54%
University Certificate, Diploma or Degree	969	8.49%
Post Graduate Degree (Masters, Doctorate)	115	1.01%
Undeclared	5,637	49.38%
Total	11,415	100%

Note: 5,637 undeclared

APPENDIX 5 Occupations

Occupation	Total
Construction	532
Other Services (incl. repair and maintenance, personal and laundry services)	253
Mining, Quarrying, and Oil & Gas Extraction	842
Retail Trade	367
Finance and Insurance	155
Whole Sale Trade	89
Public Administration (all levels of government)	233
Accommodation and Food Services	159
Educational Services	254
Professional, Scientific and Technical Services	161
Health Care and Social Assistance	572
Administrative & Support Services and Waste Management and Remediation Services	155
Manufacturing	170
Agriculture, Forestry, Fishing and Hunting	89
Utilities	47
Transportation and Warehousing	215
Management of Companies and Enterprises	95
Real Estate and Rental Leasing	28
Information and Cultural Industries	9
Arts, Recreation, and Entertainment	61
Undeclared	2,913
N/A	4,016
Total	11,415

Note: 2,913 undeclared

TOWN OF BLACKFALDS CENSUS REPORT 2024

APPENDIX 6 Household Taxable Income

What do you anticipate will be your Household 2024 Taxable Income?	
up to \$46,605.00	265
over \$45,605.01 up to \$93,208.00	651
over \$93,208.01 up to \$144,489.00	650
over \$144,489.01 up to \$205,842,00	382
over \$205,842.01	174
N/A	9
Undeclared	2,210
Total	4,341

Note: 2,210 undeclared

APPENDIX 7 Schools & Locations

If you are a student, where do you attend school?	
Answer	Total
Not applicable	9,003
Home School	93
RDRCS - Blackfalds	440
RDRCS - Red Deer	144
WCPSD - Blackfalds	788
Post-Secondary	220
WCPSD - Lacombe	299
Other (francophone, self-directed, online)	54
Undeclared	331
Private School	43
Total	11,415

TOWN OF BLACKFALDS CENSUS REPORT 2024

APPENDIX 8 Family Doctors

Do you have a family doctor?	
Answer	Total
Yes	2,380
Undeclared	1,325
No	636
Total	4,341

Is that doctor located in Blackfalds?	
Answer	Total
Undeclared	8
Yes	308
No	2,064
Total	2,380

Questions?

Justin de Bresser

Director of Corporate Services

jdebresser@blackfalds.ca

403.885.6238

BLACKFALDS
ALBERTA